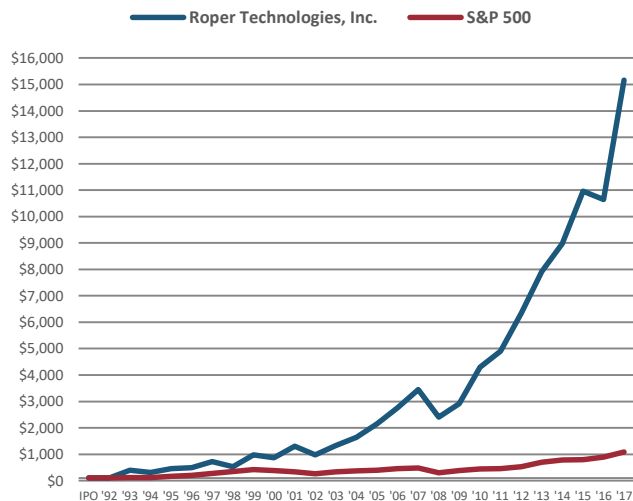


## ABOUT ROPER

Roper Technologies is a constituent of the S&P 500, Fortune 1000, and the Russell 1000 indices. Roper operates businesses that design and develop software (both license and software-as-a-service) and engineered products and solutions for a variety of niche end markets. Additional information about Roper is available on the Company's website at [www.ropertech.com](http://www.ropertech.com).

### COMPARISON OF CUMULATIVE TOTAL SHAREHOLDER RETURN\*

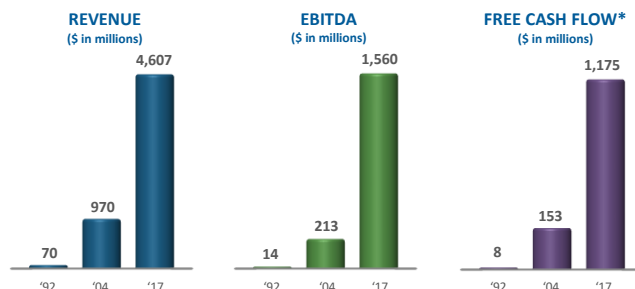


\*\$100 Invested at IPO versus S&P 500

## FINANCIAL HIGHLIGHTS

(dollars in thousands, except per share values)

	2016	2017
<b>Operations Data</b>		
Net Sales	\$3,789,925	\$4,607,471
Gross Profit	\$2,332,410	\$2,864,796
Income from Operations	\$1,054,563	\$1,210,244
Net Earnings	\$658,645	\$971,772
<b>Per Share Data</b>		
Basic Earnings per Share	\$6.50	\$9.51
Diluted Earnings per Share	\$6.43	\$9.39
Dividends Declared	\$1.2500	\$1.4625
<b>Balance Sheet Data</b>		
Working Capital	\$331,229	(\$270,007)
Total Assets	\$14,324,927	\$14,316,413
Long-Term Debt (less current portion)	\$5,808,561	\$4,354,611
Stockholders' Equity	\$5,788,865	\$6,863,564



\*Free Cash Flow = Operating Cash Flow less Capital Expenditures less Capitalized Software Expenditures

## FACTS & CONTACT

### COMPANY OVERVIEW

**Fiscal Year End**  
12/31/2017

**Number of Employees**  
14,236

**Auditor**  
PricewaterhouseCoopers LLC

**Credit Ratings**  
Moody's: Baa3; S&P: BBB+

**CUSIP**  
776696106

### INVESTOR CONTACT

**Primary IR Contact**  
Roper Technologies, Inc.  
Investor Relations Department  
6901 Professional Pkwy E, Suite 200  
Sarasota, FL 34240  
Phone: +1 (941) 556-2601

**Transfer Agent**  
Computershare  
462 South 4<sup>th</sup> Street, Suite 1600  
Louisville, KY 40202  
Phone: +1 (800) 736-3001

## GOVERNANCE

### EXECUTIVE OFFICERS

**Brian D. Jellison**  
Chairman, President and Chief Executive Officer

**Neil Hunn**  
Executive Vice President and Chief Operating Officer

**Robert Crisci**  
Vice President, Chief Financial Officer

**John K. Stipanovich**  
Vice President, General Counsel and Secretary

**Jason Conley**  
Vice President and Controller

### BOARD OF DIRECTORS

Brian D. Jellison  
Amy Woods Brinkley  
John F. Fort III  
Robert D. Johnson  
Robert E. Knowing  
Wilbur J. Prezzano  
Laura G. Thatcher  
Richard F. Wallman  
Christopher Wright

## ANALYST COVERAGE

FIRM	ANALYST	PHONE NUMBER
Argus	John Eade	+1 (646) 747-5445
Barclays	Julian Mitchell	+1 (212) 526-1661
Cowen and Company	Joseph Giordano	+1 (646) 562-1405
Gabelli & Company	Jose Garza	+1 (914) 921-7788
Goldman Sachs & Co.	Joe Ritchie	+1 (212) 357-8914
J.P. Morgan	C. Stephen Tusa	+1 (212) 622-6623
Melius Research	Scott Davis	+1 (212) 503-6200
Morningstar, Inc.	Keith Schoonmaker	+1 (312) 696-6381
Oppenheimer & Co.	Christopher Glynn	+1 (617) 556-3711
Raymond James	Brian Gesuale	+1 (727) 567-2287
RBC Capital Markets	Deane M. Dray	+1 (212) 428-6465
Robert W. Baird & Co., Inc.	Richard C. Eastman	+1 (414) 765-3647
Stifel Nicolaus & Company	Robert P. McCarthy	+1 (212) 271-3575
Wells Fargo Securities, LLC	Allison Poliniak	+1 (212) 214-5062

## OWNERSHIP SUMMARY

TOP 10 HOLDERS	POSITION	% O/S	POSITION DATE
T. Rowe Price Associates, Inc.	15,099,696	14.8%	31-Dec-17
The Vanguard Group, Inc.	11,116,567	10.9%	31-Dec-17
BlackRock	7,008,681	6.8%	31-Dec-17
Franklin Advisory Services, LLC	4,784,515	4.7%	31-Dec-17
State Street Global Advisors (SSGA)	4,324,801	4.2%	31-Dec-17
Principal Global Investors, LLC	1,886,909	1.8%	31-Dec-17
MFS Investment Management	1,824,928	1.8%	31-Dec-17
TIAA-CREF Investment Management, LLC	1,775,369	1.7%	31-Dec-17
Brown Advisory, LLC	1,755,950	1.7%	31-Dec-17
Akre Capital Management, LLC	1,555,441	1.5%	31-Dec-17

(Source: 13F Filings)

# SEGMENT OVERVIEW



## RF TECHNOLOGY

### ABOUT

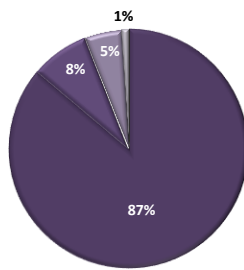
The RF Technology segment provides radio frequency identification (“RFID”) communication technology and software solutions.

For the fiscal year 2017, the RF Technology segment had net revenues of \$1.86 billion, representing 40.4% of Roper’s total net revenues.

### PRODUCTS & SOLUTIONS

- » Management Software for Government Contractors, Legal & Professional Firms
- » SaaS-Based Information Networks for Transportation, Food, Construction Industries
- » Integrated Card/Security Software and Food Service Solutions for Universities, Hospitals and K-12
- » Electronic Tolling and Traffic Services
- » RF Tags and Solutions for Tolling, Rail, Asset Tracking and Parking Control
- » Utility Network Pressure and Flow Monitoring and Communication
- » Wireless Sensors for Security and Submetering

### 2017 REVENUE BY REGION



■ North America ■ Europe  
■ Rest of World ■ Asia



## MEDICAL & SCIENTIFIC IMAGING

### ABOUT

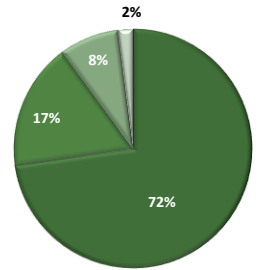
The Medical & Scientific Imaging segment offers products and software in medical applications, and high performance digital imaging products.

For the fiscal year 2017, this segment had net revenues of \$1.41 billion, representing 30.6% of Roper’s total net revenues.

### PRODUCTS & SOLUTIONS

- » Laboratory Software Solutions for Large Hospitals, IDNs and Anatomic Pathology
- » Software and Services for Alternate Site Healthcare Markets
- » Ultrasound and Intubation Devices for Hospitals, Acute Care, Urology
- » Minimally-Invasive Surgical Products and Consumables
- » Patient Positioning Devices for Medical Imaging and Radiation Oncology
- » Cameras, Filters and Accessories for Microscopy in Life Science Research
- » Precision Cameras for Spectroscopy in Physical Science Research

### 2017 REVENUE BY REGION



■ North America ■ Europe  
■ Asia ■ Rest of World



## INDUSTRIAL TECHNOLOGY

### ABOUT

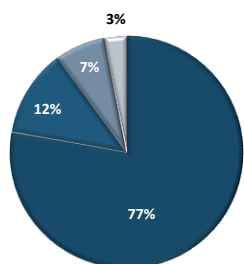
The Industrial Technology segment produces primarily water meter and meter reading technology, fluid handling pumps, and materials analysis solutions.

For the fiscal year 2017, the Industrial Technology segment had net revenues of \$784 million, representing 17.0% of Roper’s total net revenues.

### PRODUCTS & SOLUTIONS

- » Automatic Meter Reading and Water Meter Devices
- » Instrumentation and Consumables for Materials Analysis and Preparation
- » Pumps for Energy, Water and Industrial Applications
- » Valves for Food Storage and Processing Facilities
- » Flow Metering, Calibration and Control Devices

### 2017 REVENUE BY REGION



■ North America ■ Europe  
■ Asia ■ Rest of World



## ENERGY SYSTEMS & CONTROLS

### ABOUT

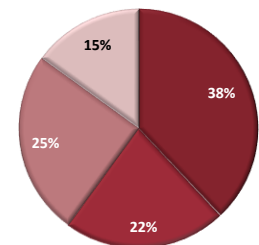
The Energy Systems and Controls segment principally produces control systems, testing equipment, valves and sensors.

For the fiscal year 2017, this segment had net revenues of \$551 million, representing 12.0% of Roper’s total net revenues.

### PRODUCTS & SOLUTIONS

- » Control Software for Compressors and Turbines in Energy Applications
- » Diesel Engine Safety Shut-Off Valves for Oil & Gas and Industrial
- » Analytical Instrumentation for Refining and PetroChem
- » Sensors and Instruments for Process Industries
- » Vibration Analysis and Measurement Technologies
- » Eddy Current Testing Systems and Software for Nuclear Power Plants

### 2017 REVENUE BY REGION



■ North America ■ Europe  
■ Asia ■ Rest of World

