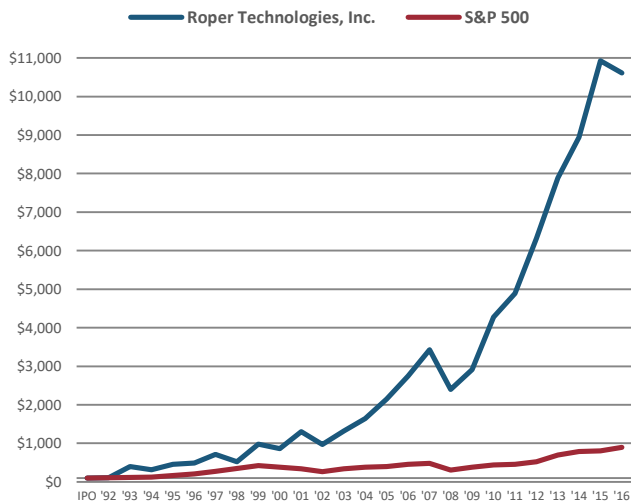


ABOUT ROPER

Roper Technologies is a constituent of the S&P 500, Fortune 1000, and the Russell 1000 indices. Roper designs and develops software (both software-as-a-service and licensed), and engineered products and solutions for healthcare, transportation, food, energy, water, education and other niche markets worldwide. Additional information about Roper is available on the Company's website at www.ropertech.com.

COMPARISON OF CUMULATIVE TOTAL SHAREHOLDER RETURN*

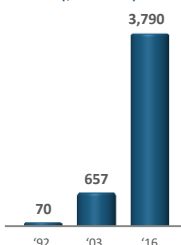


FINANCIAL HIGHLIGHTS

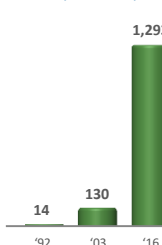
(dollars in thousands, except per share values)

	2015	2016
Operations Data		
Net Sales	\$3,582,395	\$3,789,925
Gross Profit	\$2,164,646	\$2,332,410
Income from Operations	\$1,027,918	\$1,054,563
Net Earnings	\$696,067	\$658,645
Per Share Data		
Basic Earnings per Share	\$6.92	\$6.50
Diluted Earnings per Share	\$6.85	\$6.43
Dividends Declared	\$1.0500	\$1.2500
Balance Sheet Data		
Working Capital	\$897,919	\$331,229
Total Assets	\$10,168,365	\$14,324,927
Long-Term Debt (less current portion)	\$3,264,417	\$5,808,561
Stockholders' Equity	\$5,298,947	\$5,788,865

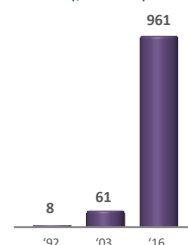
REVENUE (\$ in millions)



EBITDA (\$ in millions)



FREE CASH FLOW* (\$ in millions)



*Free Cash Flow = Operating Cash Flow less Capital Expenditures less Capitalized Software Expenditures

FACTS & CONTACT

COMPANY OVERVIEW

Fiscal Year End
12/31/2016

Number of Employees
14,155

Auditor
PricewaterhouseCoopers LLC

Credit Ratings
Moody's: Baa3; S&P: BBB

CUSIP
776696106

INVESTOR CONTACT

Primary IR Contact
Roper Technologies, Inc.
Investor Relations Department
6901 Professional Pkwy E, Suite 200
Sarasota, FL 34240
Phone: +1 (941) 556-2601

Transfer Agent
American Stock Transfer & Trust Company
59 Maiden Lane
New York, NY 10038
Phone: +1 (800) 937-5449

GOVERNANCE

EXECUTIVE OFFICERS

Brian D. Jellison
Chairman, President and Chief Executive Officer

Robert Crisci
Vice President, Chief Financial Officer

John K. Stipanovich
Vice President, General Counsel and Secretary

Jason Conley
Vice President and Controller

BOARD OF DIRECTORS

Brian D. Jellison
Amy Woods Brinkley
John F. Fort III
Robert D. Johnson
Robert E. Knowing
Wilbur J. Prezzano
Laura G. Thatcher
Richard F. Wallman
Christopher Wright

ANALYST COVERAGE

FIRM	ANALYST	PHONE NUMBER
Canaccord Genuity	John Quealy	+1 (617) 371-3837
Cowen and Company	Joseph Giordano	+1 (646) 562-1405
Gabelli & Company	Jose Garza	+1 (914) 921-7788
Goldman Sachs & Co.	Joe Ritchie	+1 (212) 357-8914
J.P. Morgan	C. Stephen Tusa	+1 (212) 622-6623
Melius Research	Scott Davis	+1 (212) 503-6200
Morningstar, Inc.	Barbara Noverini	+1 (312) 696-6164
Oppenheimer & Co.	Christopher Glynn	+1 (617) 556-3711
Raymond James	Brian Gesuale	+1 (727) 567-2287
RBC Capital Markets	Deane M. Dray	+1 (212) 428-6465
Robert W. Baird & Co., Inc.	Richard C. Eastman	+1 (414) 765-3647
Stifel Nicolaus & Company	Robert P. McCarthy	+1 (212) 271-3575
Wells Fargo Securities, LLC	Allison Poliniak	+1 (212) 214-5062

OWNERSHIP SUMMARY

TOP 10 HOLDERS	POSITION	% O/S	POSITION DATE
T. Rowe Price Associates, Inc.	14,695,590	14.4	30-Sep-17
The Vanguard Group, Inc.	10,978,462	10.7	30-Sep-17
BlackRock Institutional Trust Company, N.A.	4,805,022	4.7	30-Sep-17
State Street Global Advisors (US)	4,281,922	4.2	30-Sep-17
Franklin Advisory Services, LLC	4,229,357	4.1	30-Sep-17
Principal Global Investors (Equity)	1,931,845	1.9	30-Sep-17
MFS Investment Management	1,877,080	1.8	30-Sep-17
Brown Advisory	1,833,302	1.8	30-Sep-17
Nuveen LLC	1,830,751	1.8	30-Sep-17
Akre Capital Management, LLC	1,554,366	1.5	30-Sep-17

(Source: 13F Filings)

SEGMENT OVERVIEW



RF TECHNOLOGY

ABOUT

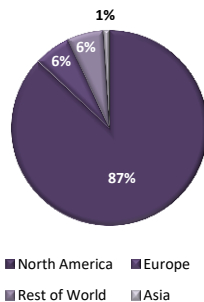
The RF Technology segment provides radio frequency identification (RFID) communication technology, software solutions used primarily in toll and traffic systems and processing, security and access control, campus card systems, card readers, metering and remote monitoring applications; software-as-a-service (SaaS) in the freight matching, food, education and construction industries and comprehensive management software for government contractors, legal professional service firms and other project-based businesses.

For the fiscal year 2016, the RF Technology segment had net sales of \$1,210 million, representing 31.9% of Roper's total net sales.

PRODUCTS & SOLUTIONS

- » Electronic Tolling and Traffic Services
- » RF Tags and Solutions for Tolling, Rail, Asset Tracking and Parking Control
- » Integrated Card/Security Software and Food Service Solutions for Universities, Hospitals and K-12.
- » SaaS-Based Information Networks for Transportation, Food, Construction Industries
- » Utility Network Pressure and Flow Monitoring and Communication
- » Wireless Sensors for Security and Submetering
- » Management Software for Government Contractors, Legal & Professional Firms

2016 REVENUE BY REGION



MEDICAL & SCIENTIFIC IMAGING

ABOUT

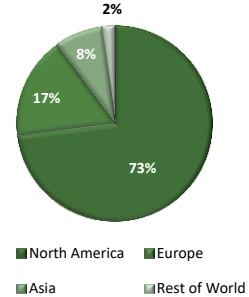
The Medical and Scientific Imaging segment principally offers products and software in medical and related healthcare applications, and high performance digital imaging products and software.

For the fiscal year 2016, this segment had net sales of \$1,363 million, representing 36.0% of Roper's total net sales.

PRODUCTS & SOLUTIONS

- » Laboratory Software Solutions for Large Hospitals, IDNs and Anatomic Pathology
- » Software and Services for Alternate Site Healthcare Markets
- » Ultrasound and Intubation Devices for Hospitals, Acute Care, Urology
- » Minimally-Invasive Surgical Products and Consumables
- » Patient Positioning Devices for Medical Imaging and Radiation Oncology
- » Cameras, Filters and Accessories for Microscopy in Life Science Research
- » Precision Cameras for Spectroscopy in Physical Science Research

2016 REVENUE BY REGION



INDUSTRIAL TECHNOLOGY

ABOUT

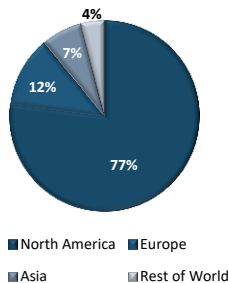
The Industrial Technology segment produces water and fluid handling pumps, equipment and consumables for materials analysis, leak testing equipment, flow measurement and metering equipment, and water meter and automatic meter reading products and systems.

For the fiscal year 2016, the Industrial Technology segment had net sales of \$707 million, representing 18.6% of Roper's total net sales.

PRODUCTS & SOLUTIONS

- » Automatic Meter Reading and Water Meter Devices
- » Instrumentation and Consumables for Materials Analysis and Preparation
- » Pumps for Energy, Water and Industrial Applications
- » Valves for Food Storage and Processing Facilities
- » Flow Metering, Calibration and Control Devices

2016 REVENUE BY REGION



ENERGY SYSTEMS & CONTROLS

ABOUT

The Energy Systems and Controls segment principally produces control systems, fluid properties testing equipment, industrial valves and controls, vibration sensors, and non-destructive inspection and measurement products and solutions.

For the fiscal year 2016, this segment had net sales of \$510 million, representing 13.5% of Roper's total net sales.

PRODUCTS & SOLUTIONS

- » Control Software for Compressors and Turbines in Energy Applications
- » Diesel Engine Safety Shut-Off Valves for Oil & Gas and Industrial
- » Analytical Instrumentation for Refining and PetroChem
- » Sensors and Instruments for Process Industries
- » Vibration Analysis and Measurement Technologies
- » Eddy Current Testing Systems and Software for Nuclear Power Plants

2016 REVENUE BY REGION

